

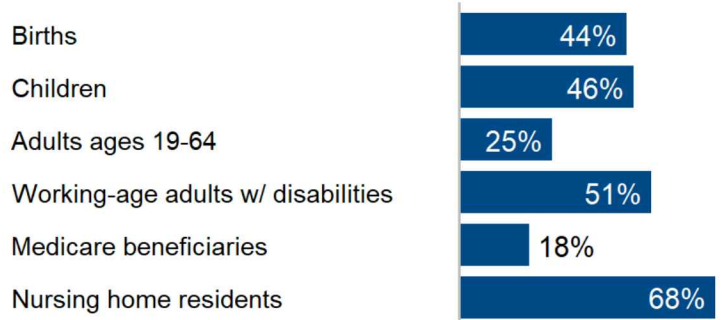
**1,395,000** children and adults are enrolled in Kentucky Medicaid

## Among all Medicaid enrollees in Kentucky:

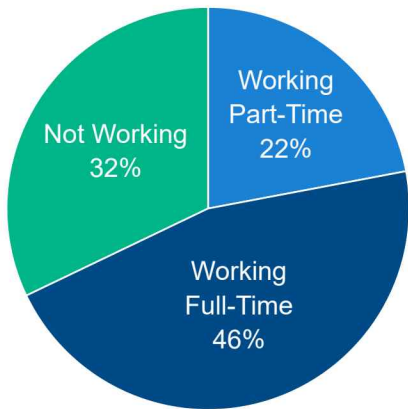
- 1 in 11 (9%)** are children
- 3 in 5 (55%)** live in a rural area
- 1 in 5 (19%)** have three or more chronic conditions

KY expansion status: **Adopted**      Adults in expansion group: **488,000**

## In Kentucky, Medicaid covers...



## A majority (68%) of Medicaid adults are working in Kentucky

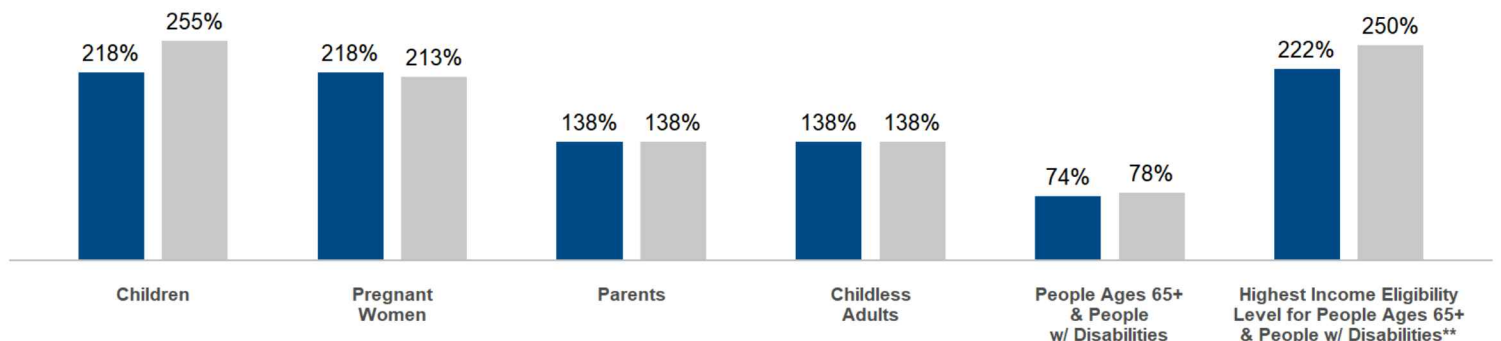


## Medicaid covers from 22% to 54% of people in KY's congressional districts



## Medicaid eligibility limits as a percent of the federal poverty level (FPL)\*

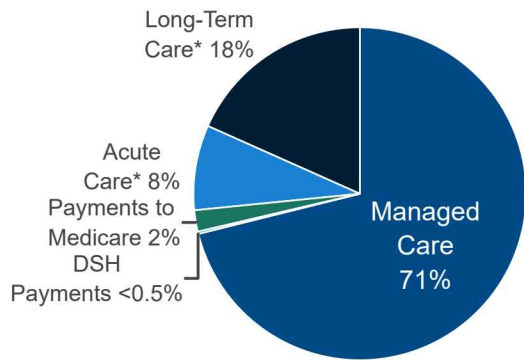
**■** Kentucky    **■** U.S. Median



\*The FPL in 2025 is \$26,650 for a family of three and \$15,650 for an individual.

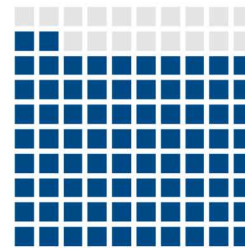
\*\*To qualify for Medicaid at the higher income eligibility levels, individuals must need an institutional level of care.

**Total Medicaid spending in Kentucky is \$16.3 billion**



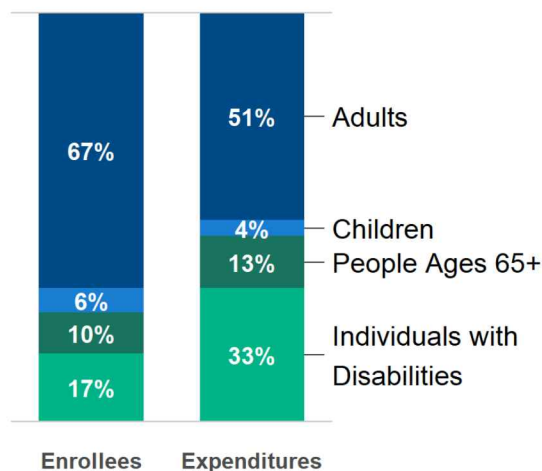
\*Fee-for-Service

**Financing for Medicaid is shared by states and the federal government; Kentucky receives \$13.3 billion in federal Medicaid funding**



Federal funding is **82%** of total Medicaid spending in Kentucky

**In Kentucky Medicaid, people ages 65+ and people with disabilities are 27% of enrollees but account for 46% of spending**

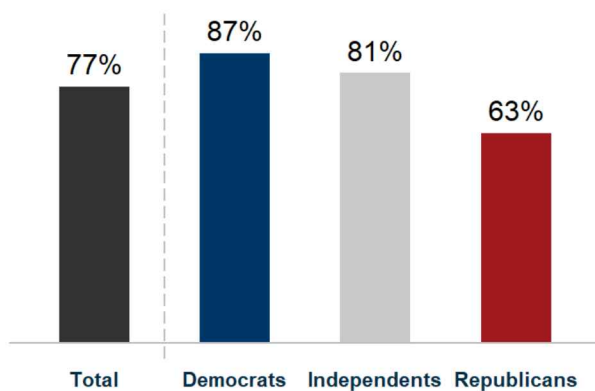


**Per enrollee Medicaid spending is higher for individuals receiving institutional care**

	Home care	Institutional care
Per-enrollee spending	<b>\$25,858</b>	<b>\$56,822</b>
Number of enrollees	<b>62,300</b>	<b>29,100</b>
People on waiting lists*	<b>14,892</b>	

\*A waiting list includes people who are interested in, but are not receiving, home care.

**Most Americans hold favorable views of Medicaid**



**Nationally, access to care is similar for adults with Medicaid and private insurance**

